V285
ESC 1:50

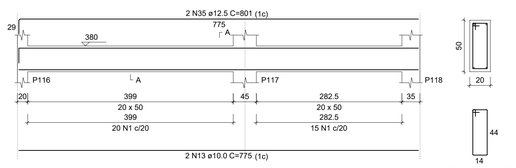

SEÇÃO A-A
ESC 1:25

V287
ESC 1:50

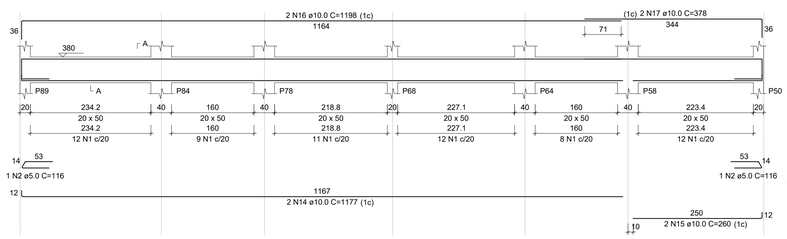

SEÇÃO A-A
ESC 1:25

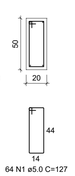

V301
ESC 1:50

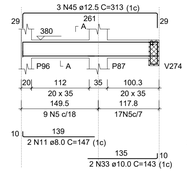

SEÇÃO A-A
ESC 1:25

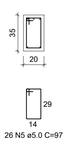

SUSPENSÃO V274
ESC 1:25

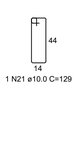

V289
ESC 1:50

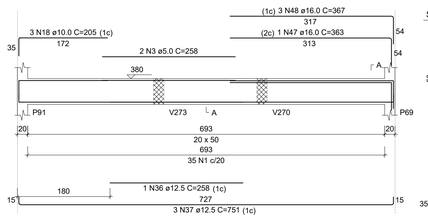

SEÇÃO A-A
ESC 1:25

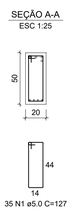

V290
ESC 1:50

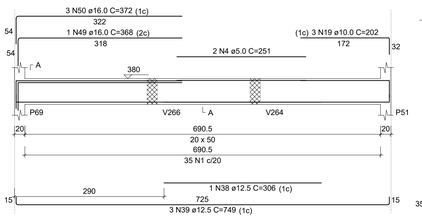

SEÇÃO A-A
ESC 1:25

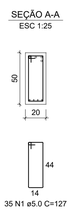

V292
ESC 1:50

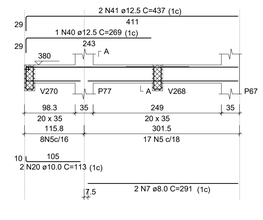

SEÇÃO A-A
ESC 1:25

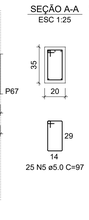

SUSPENSÃO V270
ESC 1:25



SUSPENSÃO V268
ESC 1:25



V294
ESC 1:50

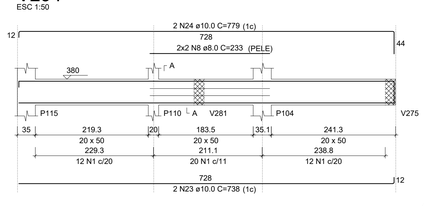

SEÇÃO A-A
ESC 1:25

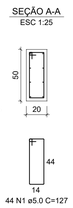

V295
ESC 1:50

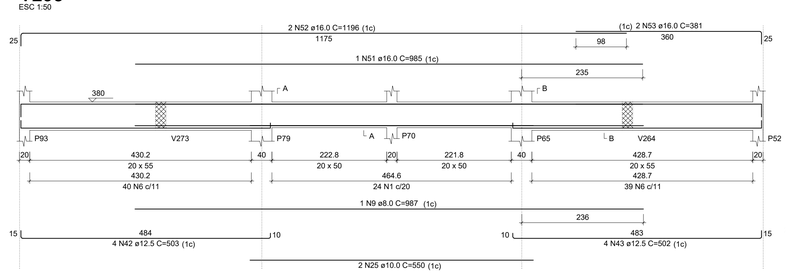

SEÇÃO A-A
ESC 1:25

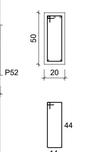

SEÇÃO B-B
ESC 1:25

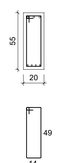

V296
ESC 1:50

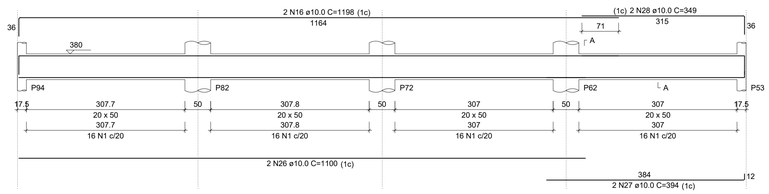

SEÇÃO A-A
ESC 1:25

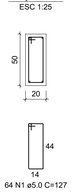

V297
ESC 1:50

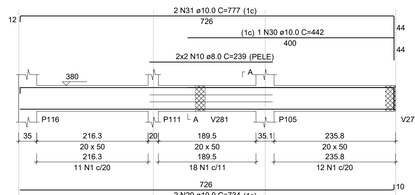

SEÇÃO A-A
ESC 1:25

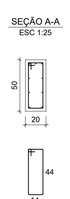

V299
ESC 1:50

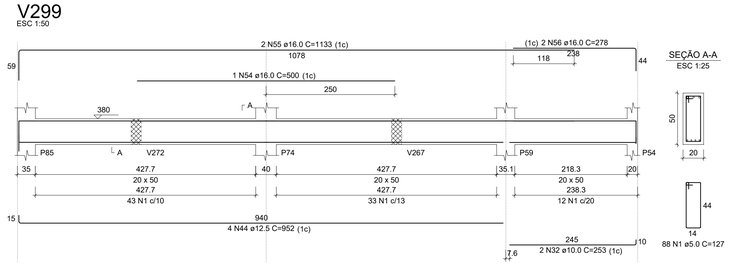

SEÇÃO A-A
ESC 1:25

V302
ESC 1:50

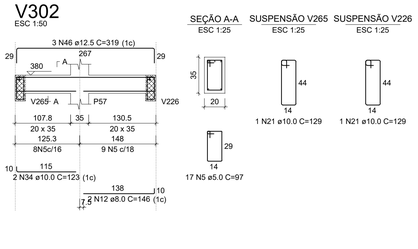

SEÇÃO A-A
ESC 1:25

SUSPENSÃO V265
ESC 1:25

SUSPENSÃO V226
ESC 1:25

RELAÇÃO DO AÇO

V285	V287	V289	
V290	V292	V294	
V295	V296	V297	
V299	V301	V302	

AÇO	N	DIAM (mm)	QUANT	C.UNIT (cm)	C.TOTAL (cm)
CA60	1	5.0	430	127	54610
	2	5.0	2	116	232
	3	5.0	2	258	516
	4	5.0	2	251	502
	5	5.0	68	97	6596
CA50	6	5.0	79	137	10823
	7	8.0	2	291	582
	8	8.0	4	233	932
	9	8.0	1	987	987
	10	8.0	4	239	956
	11	8.0	2	147	294
	12	8.0	2	146	292
	13	10.0	2	775	1550
	14	10.0	2	1177	2354
	15	10.0	2	260	520
	16	10.0	4	1198	4792
	17	10.0	2	378	756
	18	10.0	3	205	615
	19	10.0	3	202	606
	20	10.0	2	113	226
	21	10.0	4	129	516
	22	10.0	1	201	201
	23	10.0	2	738	1476
	24	10.0	2	779	1558
	25	10.0	2	550	1100
	26	10.0	2	1100	2200
	27	10.0	2	394	788
	28	10.0	2	349	698
	29	10.0	2	734	1468
	30	10.0	1	442	442
	31	10.0	2	777	1554
	32	10.0	2	253	506
	33	10.0	2	143	286
	34	10.0	2	123	246
	35	12.5	2	801	1602
	36	12.5	1	258	258
	37	12.5	3	751	2253
	38	12.5	1	306	306
	39	12.5	3	749	2247
	40	12.5	1	269	269
	41	12.5	2	437	874
	42	12.5	4	503	2012
	43	12.5	4	502	2008
	44	12.5	4	952	3808
	45	12.5	3	313	939
	46	12.5	3	319	957
	47	16.0	1	363	363
	48	16.0	3	367	1101
	49	16.0	1	368	368
	50	16.0	3	372	1116
	51	16.0	1	985	985
	52	16.0	2	1196	2392
	53	16.0	2	381	762
	54	16.0	1	500	500
	55	16.0	2	1133	2266
	56	16.0	2	278	556

RESUMO DO AÇO

AÇO	DIAM (mm)	C.TOTAL (m)	PESO + 10% (kg)
CA50	8.0	40.4	17.5
	10.0	244.6	165.9
	12.5	175.3	185.8
	16.0	104.1	180.7
CA60	5.0	732.8	124.2

PESO TOTAL (kg)	
CA50	549.9
CA60	124.2

Volume de concreto (C-25) = 9.22 m³
Área de forma = 94.66 m²

Obs:
01 - Todo espaçamento entre barras deverá ser respeitado;
02 - Cobrimento mínimo para fundações = 3cm / Cobrimento mínimo para demais elementos = 2,5cm;
03 - Todos os elementos de concreto deverão ser adensados de forma mecânizada (mangote), não é admitido adensamento manual;
04 - Prazos para desforma-> Pilares e faces laterais de vigas: 3 dias;
Face inferior de vigas: 14 dias;
Lajes: 21 dias;
Vigas com vãos superiores a 7m: 28 dias;
05 - Em vigas e lajes o processo de desforma deverá ocorrer do centro para as extremidades;
06 - Todas as lajes deverão receber uma armadura de distribuição (para combater fissuração superficial) com espaçamento de 25x25, aço 5.0mm;
07 - Toda laje deverá receber cura hidráulica por no mínimo 07 dias;

Aprovações

REALIZE
ARQUITETURA E ENGENHARIA

Contato
48 35270090
realize_eng@hotmail.com
realize_arq@hotmail.com

Responsável Técnico
Rafael Nuemberg
CREA - SC 129.640-7
Suéllen M. Costa Palmas
CAU - SC: A69267-0
EMPRESA = CREA - SC 136340-7

Projeto Educacional

Endereço : Rua Antônio Manoel Rocha, Espigão Grande - Maracajá / SC

Projeto Estrutural - Bloco Sul

Vigas - cobertura;

Realize Arquitetura e Engenharia
CREA-SC 136.340-4

Prefeitura Municipal de Maracajá
CNPJ nº 82.915.026/0001-24

Escala	Data	ÁREA	Prancha
Indicada	10 . 11 . 2021	513,76m²	16/19